

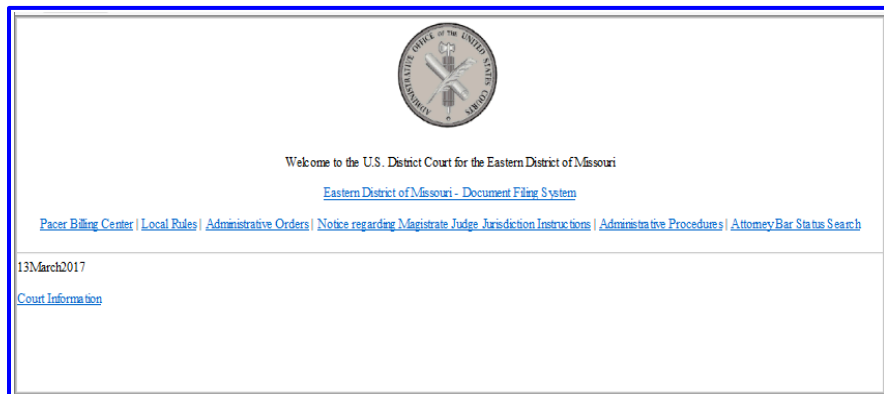


LINKING YOUR CURRENT MOED CM/ECF ACCOUNT TO YOUR INDIVIDUAL UPGRADED PACER ACCOUNT

The Eastern District of Missouri will “Go-Live” on NextGen CM/ECF on June 3, 2019. You must link your existing MOED CM/ECF account to your individual upgraded PACER account to access the filing system. Linking is a one-time process that can be completed on or after June 3, 2019. Below are the steps to link your upgraded PACER account and current MOED CM/ECF account:

Linking Your Current MOED CM/ECF Account

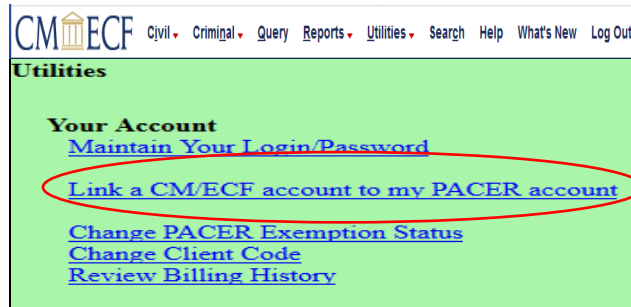
STEP 1 Go to the MOED CM/ECF site at <https://ecf.moed.uscourts.gov> Click on the [Eastern District of Missouri - District Filing System](#) link.



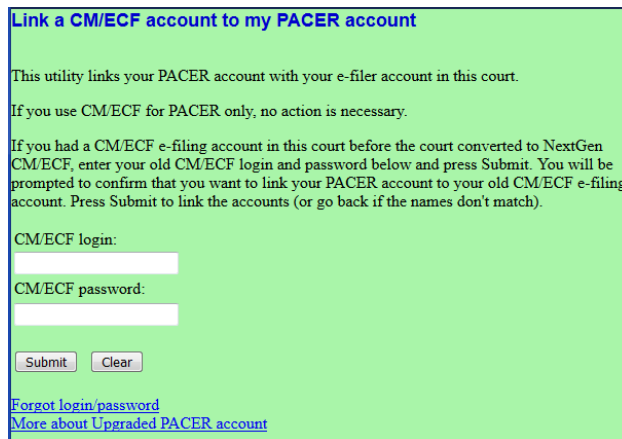
STEP 2 Log on with your individual upgraded PACER username and password. **Do not log on using a shared PACER account.**



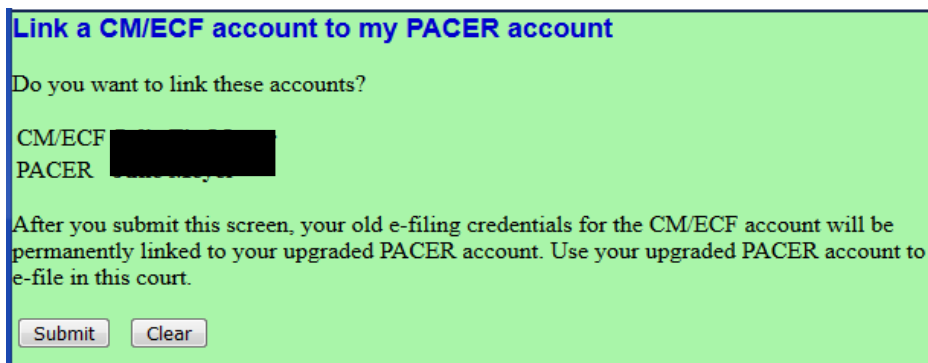
STEP 3 Click **Utilities** and then click the **Link a CM/ECF account to my PACER account** link.



STEP 4 Enter your current MOED CM/ECF credentials in the **CM/ECF login** and **CM/ECF password** fields. Click **Submit**.



STEP 5 Verify that the MOED CM/ECF account and upgraded PACER account information listed are accurate. If so, click **Submit**.



STEP 6 You have successfully linked your accounts. You will now use your upgraded PACER account to access both PACER and NextGen CM/ECF for the Eastern District of Missouri. Click on any link (except Log Out) to refresh the screen and view the Civil and Criminal menu items for filing.